

AGENCY REPORTING AUTOMATION AND DATA INTEGRATION

Digiveletrh 2018



ROI VENUE



Data-driven Attribution

 **Heureka**
nakupujte s přehledem



unimax

 **SLEVOMAT**



kutina
YOUR LIFE, YOUR TASTE



KNIHY DOBROVSKÝ

Svět-svitidel.cz

TOP4SPORT

ONRAD

 **APOTEK**

 **ASSISTANCE**
více než / služba

SlevaDne.

GymBeam

A knight in full plate armor is depicted from the waist up, holding a sword aloft in his right hand and a shield in his left. The shield is white with a large red cross. The knight's armor is detailed with rivets and a chainmail collar. The background is a dramatic, hazy scene of a city with a large domed building, possibly a cathedral or government building, under a sky filled with smoke and fire, suggesting a scene of destruction or war.

DEATH TO MANUAL REPORTING

Režim celé obrazovky ukončíte stisknutím klávesy F11

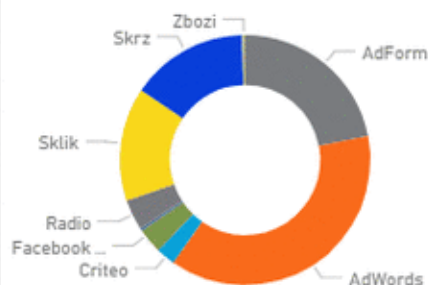
Performance Report

PNO

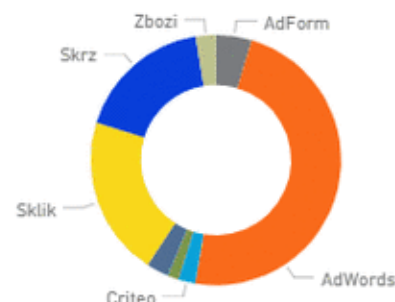
13%

COMPANY

Spend

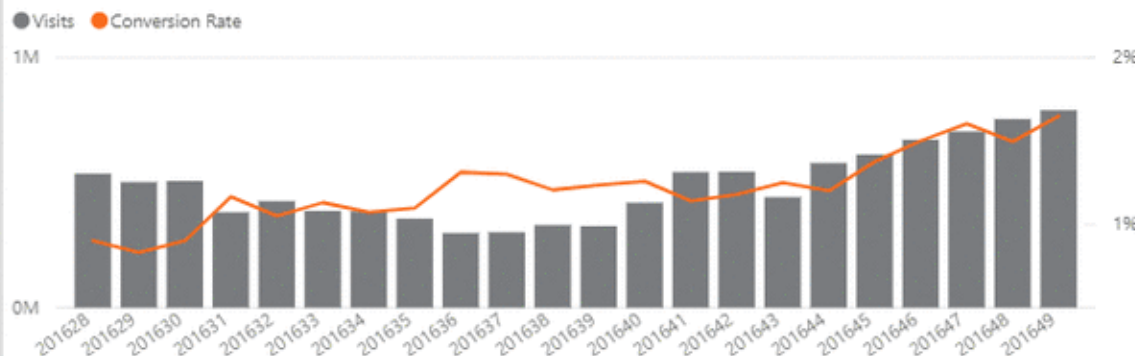


Conversions

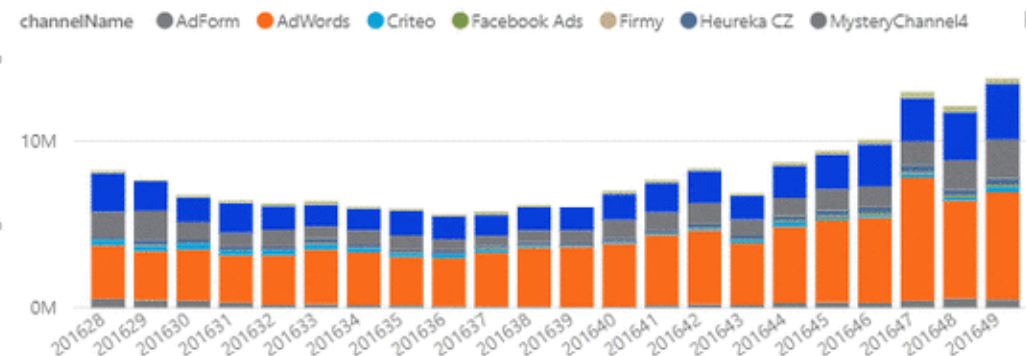


platformName	Spend	impressions	clicks	Conversi...	Revenue
AdForm	4,971,717	1,238,110,638	2,696,144	6,261	5,800,506
AdWords	8,569,279	147,257,902	3,706,097	64,827	87,754,190
Criteo	558,654	33,950,636	388,786	2,971	4,670,686
Facebook Ads	733,987	32,640,486	469,636	1,891	1,157,549
Firmy	0	0	0	137	147,296
Heureka CZ	88,231	0	42,203	3,960	5,513,328
Radio	895,303	0	0	0	0
Sklik	3,324,884	92,546,451	1,332,092	27,938	40,119,657
Skrz	3,440,037	42,434,433	2,042,989	23,677	24,805,091
Sociomantic	0	0	0	0	0
Zbozi	87,263	4,382,562	75,455	3,500	4,145,703
Total	22,669,356	1,591,323,108	10,753,402	135,162	174,114,005

Visits & Conversion rate



Revenue per Channel





PPC Specialist

„With Roivenue reporting I was able to cut down on time I spend preparing a report for one client

***from 2 hours
to 8 minutes”***

How much time can you save?



Number of clients	Monthly time saved on reporting
10	18
25	46
50	92
100	185
300	555

ClientName	ClientSite	TeamleaderName	SpecialistName	# Conversions	Real PNO	PNO I.	Max PNO	Real CPA	Real Spend	Spend I.	Plan Spend	Plan Spend Total
ClientB	clientb.hu	TeamleaderA	SpecialistB	728	12.6 %	1	18.0 %	209 Kč	135,903 Kč	-1	120,769 Kč	66,769.00
ClientN	clientc.sk	TeamleaderA	SpecialistD	68	12.0 %	1	28.0 %	233 Kč	14,041 Kč	-1	16,898 Kč	9,338.00
ClientN	clientn.cz	TeamleaderA	SpecialistD	10	258.1 %			3,124 Kč	26,867 Kč	-1	148,553 Kč	82,133.00
ClientN	clientn.hu	TeamleaderA	SpecialistD	0		-1	28.0 %		0 Kč	-1	24,163 Kč	13,363.00
ClientK	clientk.cz	TeamleaderA	SpecialistF	1373	4.7 %	1	13.3 %	134 Kč	164,367 Kč	-1	12,734 Kč	7,038.00
ClientB	clientb.bg	TeamleaderA	SpecialistG	164	30.5 %			449 Kč	65,650 Kč			
ClientB	clientb.sk	TeamleaderA	SpecialistG	2118	8.1 %	1	20.0 %	111 Kč	210,223 Kč			
ClientA	clienta.cz	TeamleaderA	SpecialistI	1248	9.7 %	1	15.0 %	75 Kč	83,909 Kč	-1	44,705 Kč	24,725.00
ClientA	clienta.sk	TeamleaderA	SpecialistI	97	15.9 %	-1	15.0 %	122 Kč	10,553 Kč	-1	8,449 Kč	4,669.00
ClientD	clientc.cz	TeamleaderA	SpecialistI	816	26.3 %	-1	25.0 %	502 Kč	365,429 Kč			

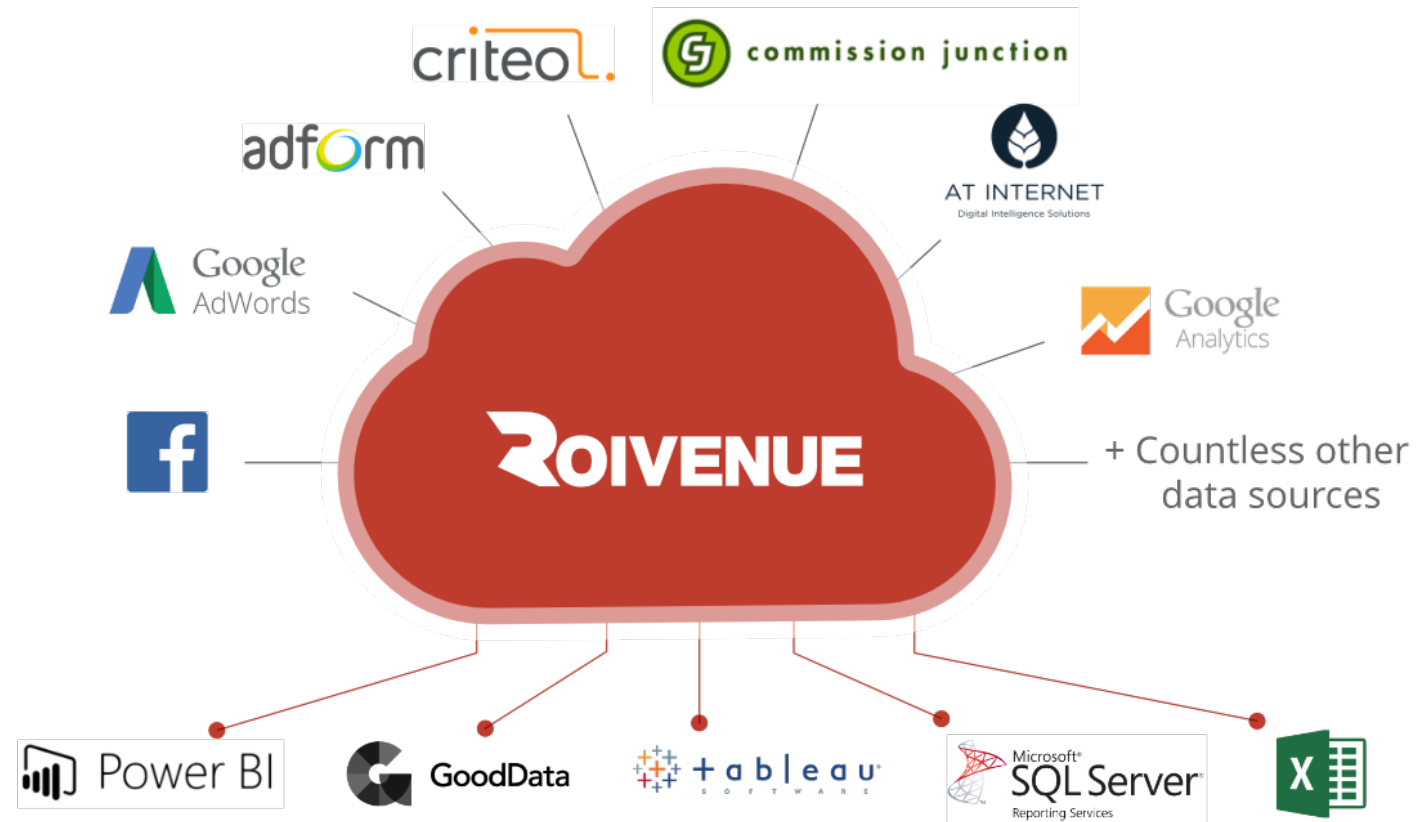
Management dashboard
with a view of all clients and their KPIs
gets refreshed daily



Jan Penkala
CEO Acomware

„ Automated reporting allows us to monitor the performance of KPIs across all of our clients.

This gives us certainty in our decision-making, and a perfect overview of our teams' and individuals' activities. ”



Do more with **Roivenu** exports and integrations



ROIVENUE

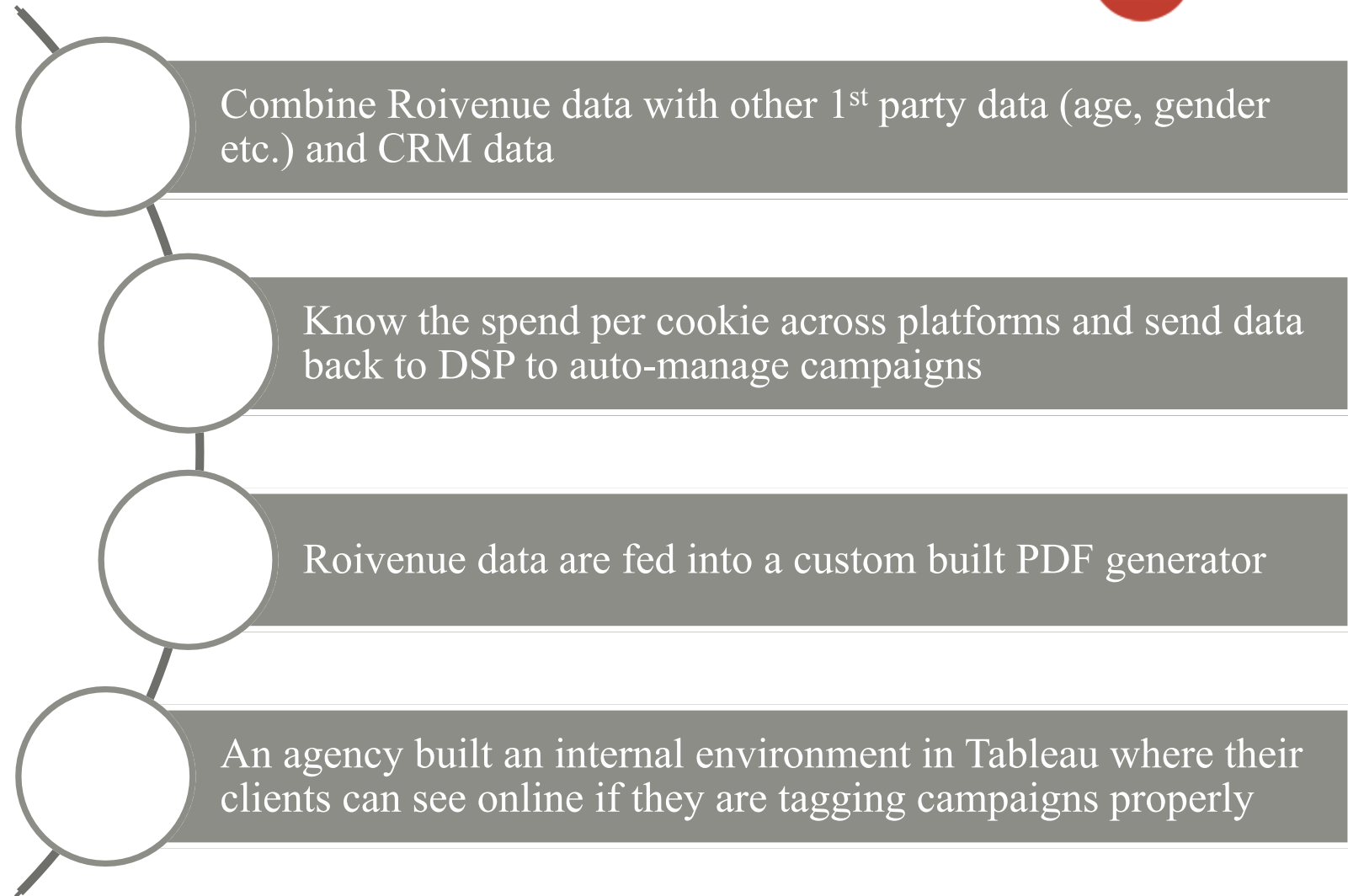
+

Microsoft Azure
Blob Storage



=

**every analyst's wet
dream**



And anything else you can think of...



Jiri Siroky


Agency Data Analyst Lead

„ I haven't yet heard an agency use-case that couldn't be done with Roivenu data integration and support. ”



Specialist / Account Manager

„I don't have to do reports any-more and can spend more time working on billable hours”



Management

„I can see and react to a problem before clients realize there is one”



Analyst / Data Scientist

„I can finally deliver any report my colleagues and clients ask me for”



Pricing

It cost less than it saves

Number of clients	Monthly time saved on reporting	Internal cost of manual reporting
25	46	32 000 Kč
50	92	45 000 Kč
100	185	93 000 Kč
300	555	273 000 Kč

The solution comes with connectors to most marketing and web analytics platforms, including *Facebook*, *AdWords*, *AdForm*, *DoubleClick*, *CJ Affiliate*, *Heureka*, *Sklik*, *Skrz*, *Google Analytics*, *Adobe Analytics* and many many more.

*Roivenu reporting for agencies is a
scalable solution for agencies of any size
and needs*

1



ACOMWARE



MEDIACOM



Get in Touch!

hello@roivenu.com

+420 721 881 783

www.roivenu.com



Contact us to learn more about how Roivenu can take the guesswork out of marketing ROI.

We're happy to schedule a demo for your entire team!